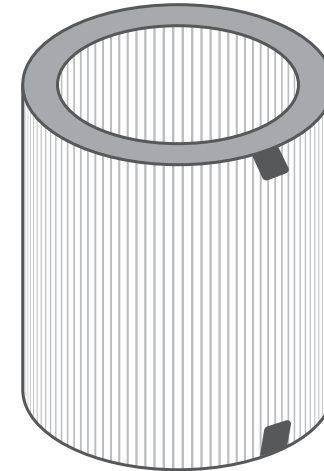


True HEPA Replacement Filter

Model: LV-H133-RF

Thank you for purchasing the Levoit LV-H133-RF True HEPA Replacement Filter. This filter is made for the Levoit LV-H133 Tower True HEPA Air Purifier. If you have any questions or concerns, please reach out to us at support@levoit.com.



SAFETY INFORMATION

Follow all safety guidelines. Read all instructions before using.

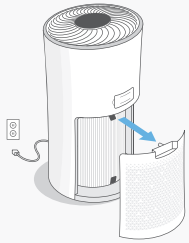
- **Do not** allow children to play with the plastic wrapping. Immediately discard the wrapping after opening the filter.
- A damaged filter may not properly filter air. Contact Customer Support immediately if you have received a damaged filter.

Note:

- *The filter should be replaced every 6–8 months, or when the air purifier stops filtering effectively.*
- **Do not** clean the filter with water or other liquids.

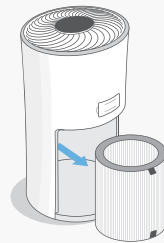
REPLACING THE FILTER

1.



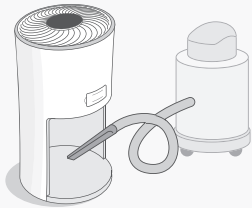
Unplug the air purifier and remove the filter cover.

2.



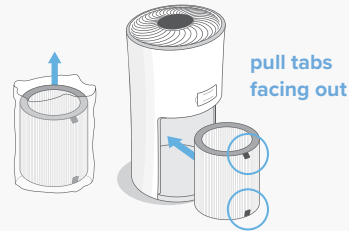
Remove the old filter.

3.



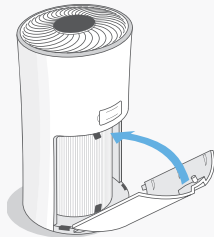
Clean any remaining dust or hair inside the air purifier using a vacuum hose. **Do not** use water or liquids to clean the air purifier.

4.



Unwrap the new filter and place it into the housing.

5.



Securely close the filter cover and plug in the air purifier.

6.



Turn on the air purifier. Press and hold  for 3 seconds until the air purifier beeps. This will reset the Check Filter Indicator.

PURCHASING ADDITIONAL FILTERS

To maintain the performance of your air purifier, **only** use official Levoit filters. To buy replacement filters, visit Levoit's online store. Go to **levoit.com** for more information.

Customer Support

Arovast Corporation
1202 N. Miller St., Suite A
Anaheim, CA 92806

Email: support@levoit.com

Toll-Free: (888) 726-8520

Support Hours

Mon–Fri, 9:00 am–5:00 pm PST/PDT

*Please have your order invoice and order ID ready before contacting Customer Support.